

Scaled data based on original data using  
LM-79-08 Approved Method: Electrical and Photometric Measurements of Solid-  
State Lighting Products

Test Report Prepared for  
Cooper Lighting Solutions  
(formerly Eaton)

Brand: McGRAW-EDISON

Report Number: P200091

Luminaire Tested: **GWC-AF-01-LED-E1-AFL-600**

Issue Date: 3/3/2020

**Test Information**

Test Method: LM-79-08  
Report Number: P200091  
TEST IS SCALED FROM IESNA LM-79-08 TEST DATA (P24165)  
Test Lab: INNOVATION CENTER P2  
Issue Date: 3/3/2020  
Manufacturer: COOPER LIGHTING SOLUTIONS (FORMERLY EATON)  
Product Line: MCGRAW-EDISON  
Catalog Number: GWC-AF-01-LED-E1-AFL-600  
Description: GALLEON WALL LUMINAIRE  
(1) 70 CRI, 4000K, 615mA LIGHTSQUARE WITH 16 LEDS EACH AND AUTOMOTIVE FRONTLINE OPTICS  
Light Source: -  
Ballast/Driver: ELECTRONIC DRIVER

**Summary**

Lumens per Lamp: N/A  
Luminaire Lumens: 4395.6 lumens  
Efficiency: N/A  
Efficacy: 129.3 lumens/watt  
Luminous Opening: Rectangular (W 0.5' x L: 0.5' x H: 0')  
IES Classification: Type II - Short - Full Cutoff  
BUG Rating: B1 - U0 - G1

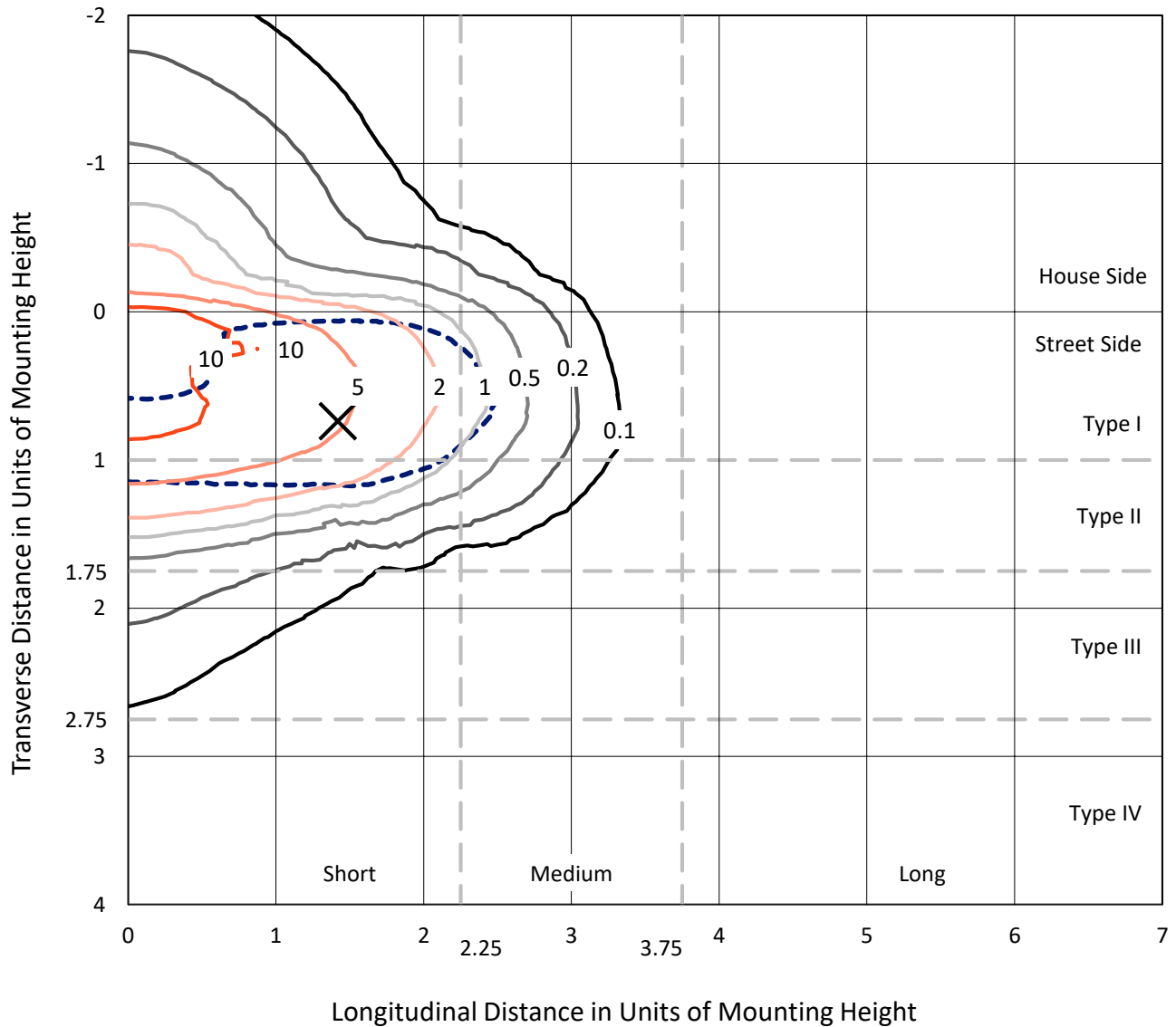
Input Watts (W): 34  
Input Voltage (V): NR  
Input Current (Ain): NR  
Voltage Rise (V): NR  
Power Factor: NR  
Total Harmonic Distortion (THDi): NR  
Frequency (hertz): 60  
Stabilization Time: NR  
Operation Time: NR  
Ambient Temperature (°C): NR  
Test Distance: 25 FT



REPORT NUMBER: P200091  
 CATALOG NUMBER: GWC-AF-01-LED-E1-AFL-600

### Iso-Footcandle Lines of Horizontal Illumination

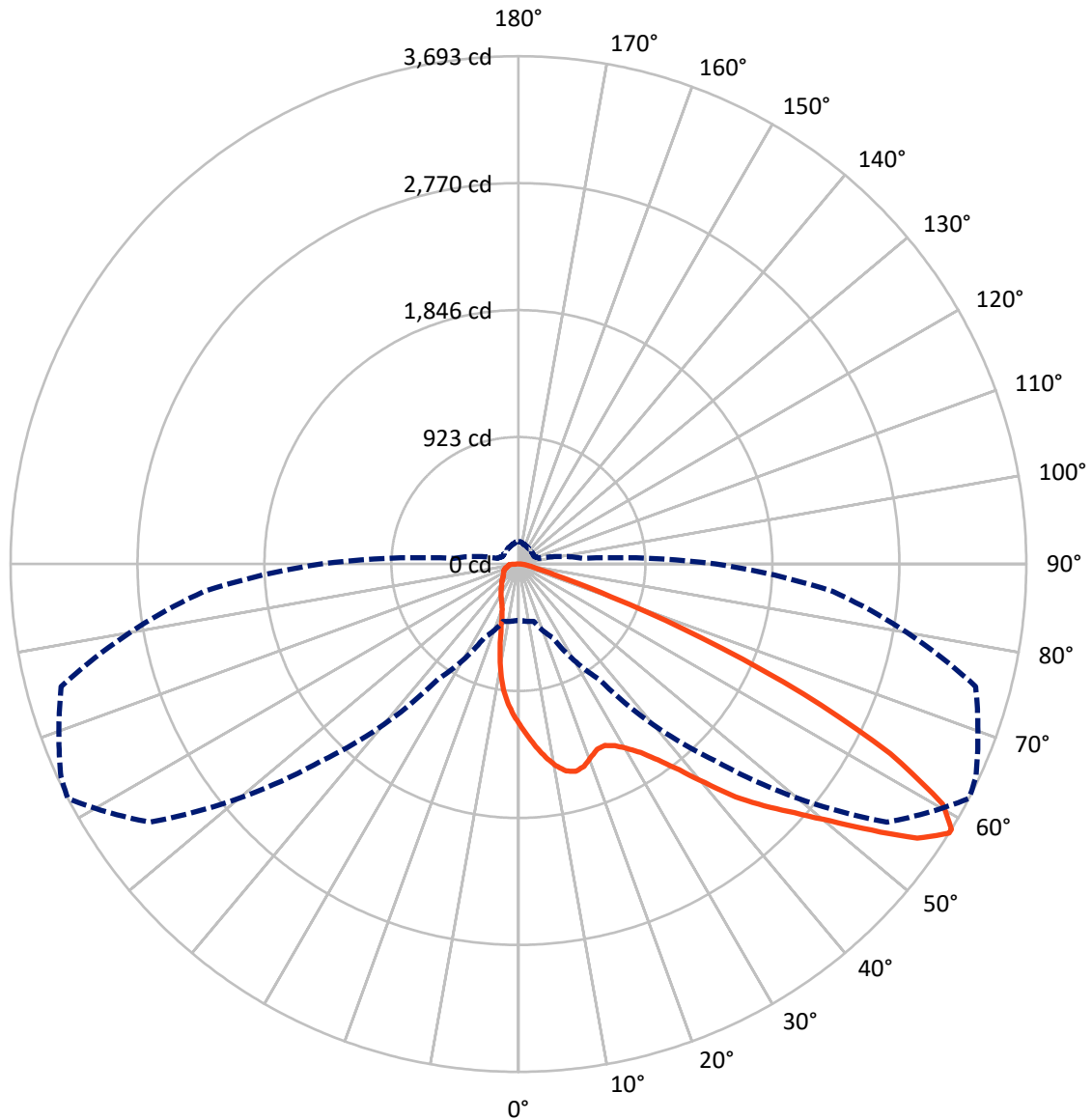
✕ Max cd  
 - - - 1/2 Max cd



Based on 10 foot mounting height. Maximum calculated value = 14.2 fc  
 Type II - Short - Full Cutoff

REPORT NUMBER: P200091  
CATALOG NUMBER: GWC-AF-01-LED-E1-AFL-600

### Luminous Intensity Polar Plot



— Vertical Plane Through 62.5-Deg Lateral    - - - Horizontal Cone Through 58-Deg Vertical

REPORT NUMBER: P200091

CATALOG NUMBER: GWC-AF-01-LED-E1-AFL-600

**FLUX DISTRIBUTION:**

		Downward	Upward	Total
<b>House Side</b>	Lumens	670.3	0.0	670.3
	% Fixture	15.3	0.0	15.3
<b>Street Side</b>	Lumens	3725.3	0.0	3725.3
	% Fixture	84.7	0.0	84.7
<b>Total</b>	Lumens	4395.6	0.0	4395.6
	% Fixture	100.0	0.0	100.0

**Coefficient of Utilization**

**ZONAL LUMENS:**

Zone	Lumens	% Fixture
0°-10°	104.4	2.4
10°-20°	266.9	6.1
20°-30°	431.5	9.8
30°-40°	685.0	15.6
40°-50°	1002.3	22.8
50°-60°	1048.3	23.8
60°-70°	619.3	14.1
70°-80°	174.5	4.0
80°-90°	63.3	1.4
90°-100°	0.0	0.0
100°-110°	0.0	0.0
110°-120°	0.0	0.0
120°-130°	0.0	0.0
130°-140°	0.0	0.0
140°-150°	0.0	0.0
150°-160°	0.0	0.0
160°-170°	0.0	0.0
170°-180°	0.0	0.0
0°-90°	4395.6	100.0
0°-180°	4395.6	100.0



REPORT NUMBER: P200091

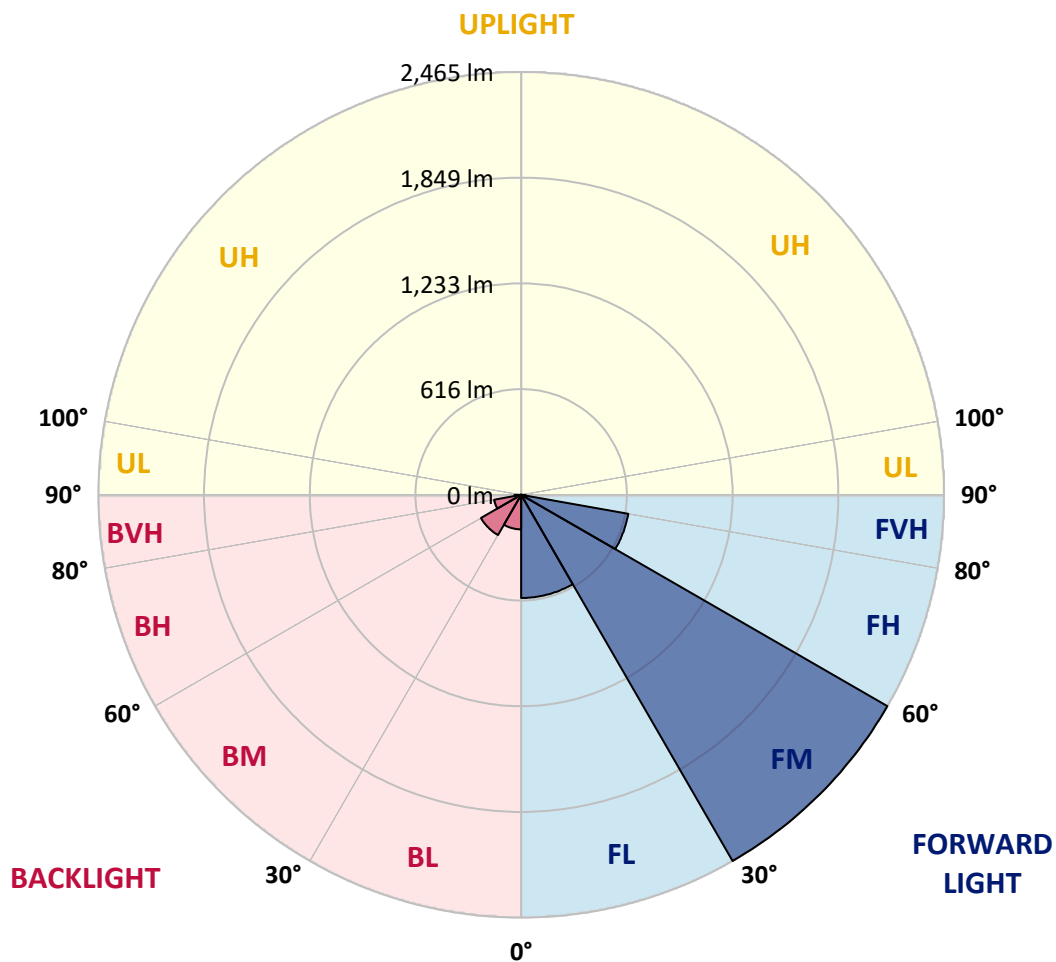
CATALOG NUMBER: GWC-AF-01-LED-E1-AFL-600

**LUMINAIRE CLASSIFICATION SYSTEM LUMEN TABLE AND BUG RATING:**

Zone		Lumens	% Fixture	Zone Rating/Lumen Limit		
				B	U	G
FL	(0°-30°)	601.4	13.7			
FM	(30°-60°)	2465.0	56.1			
FH	(60°-80°)	633.9	14.4			G0/660
FVH	(80°-90°)	25.0	0.6			G1/100
BL	(0°-30°)	201.5	4.6	B1/500		
BM	(30°-60°)	270.6	6.2	B1/1000		
BH	(60°-80°)	160.0	3.6	B1/500		G1/500
BVH	(80°-90°)	38.4	0.9			G1/100
UL	(90°-100°)	0.0	0.0		U0/0	
UH	(100°-180°)	0.0	0.0		U0/0	

**BUG Rating: B1-U0-G1**

Type II Short





REPORT NUMBER: P200091

CATALOG NUMBER: GWC-AF-01-LED-E1-AFL-600

**CANDELA DISTRIBUTION (FULL):**

	0°	5°	15°	25°	35°	45°	55°	62.5°	65°	75°	85°
0°	1167.6	1167.6	1167.6	1167.6	1167.6	1167.6	1167.6	1167.6	1167.6	1167.6	1167.6
2.5°	1334.2	1323.5	1316.6	1310.6	1302.7	1286.1	1263.4	1249.1	1242.0	1217.3	1188.1
5°	1465.1	1455.6	1448.5	1440.4	1426.3	1400.0	1363.6	1334.6	1320.3	1271.1	1212.7
7.5°	1434.4	1438.4	1450.5	1471.9	1490.1	1486.6	1454.1	1417.2	1398.4	1329.8	1241.2
10°	1249.7	1256.6	1277.8	1327.6	1408.3	1491.2	1516.4	1491.0	1471.9	1388.0	1270.7
12.5°	1212.7	1212.5	1214.1	1227.4	1275.4	1391.9	1518.5	1544.1	1532.7	1443.5	1300.7
15°	1227.8	1228.3	1227.0	1232.6	1247.5	1293.6	1455.1	1564.6	1572.7	1499.4	1331.8
17.5°	1267.5	1266.5	1261.8	1261.8	1267.1	1285.1	1380.6	1545.6	1582.8	1548.8	1359.1
20°	1334.2	1329.4	1316.8	1305.3	1299.5	1309.2	1350.0	1501.7	1565.2	1592.1	1381.6
22.5°	1414.9	1411.3	1390.7	1365.9	1345.8	1345.6	1365.7	1463.4	1534.8	1632.9	1400.6
25°	1519.3	1513.3	1482.9	1443.1	1407.9	1394.5	1400.0	1461.5	1518.3	1677.2	1417.6
27.5°	1641.8	1630.9	1594.8	1537.5	1485.7	1458.6	1450.5	1495.2	1533.3	1732.1	1441.2
30°	1790.5	1777.8	1731.7	1656.9	1583.8	1539.3	1522.2	1555.1	1583.4	1799.0	1479.1
32.5°	1959.6	1941.4	1888.0	1805.5	1709.5	1641.6	1613.7	1634.2	1656.7	1879.5	1526.5
35°	2193.2	2171.5	2094.3	1980.6	1872.2	1778.8	1734.1	1749.0	1770.9	1999.5	1595.0
37.5°	2352.6	2342.9	2291.5	2184.7	2066.8	1959.4	1890.2	1898.9	1911.3	2149.5	1682.8
40°	2351.2	2355.0	2356.2	2357.2	2276.9	2174.0	2099.7	2090.6	2088.0	2314.3	1782.6
42.5°	2233.4	2249.6	2301.6	2407.4	2456.3	2409.2	2341.0	2314.7	2301.6	2508.5	1888.4
45°	2053.1	2061.8	2159.4	2366.1	2548.2	2642.0	2590.4	2507.7	2484.0	2686.9	1976.1
47.5°	1960.2	1969.7	2031.2	2256.3	2547.1	2830.1	2860.0	2702.2	2660.0	2842.2	2051.8
50°	1738.9	1758.8	1836.2	2065.5	2454.3	2916.6	3141.6	2934.0	2846.7	2993.3	2127.8
52.5°	1332.6	1363.2	1449.9	1751.7	2218.5	2873.8	3367.0	3215.1	3091.8	3149.7	2193.0
55°	840.6	863.4	936.2	1237.2	1774.7	2650.9	3452.6	3519.2	3409.5	3297.9	2249.6
57.5°	457.1	467.2	494.5	683.0	1154.4	2158.0	3328.0	3692.2	3646.7	3423.7	2292.1
58°	409.0	415.8	432.8	592.0	1023.8	2023.3	3272.6	3692.9	3670.0	3442.1	2295.5
60°	303.4	299.9	284.8	337.8	569.8	1397.8	2938.5	3545.0	3611.9	3464.7	2279.3
62.5°	266.6	258.1	227.3	223.7	277.1	643.9	2248.4	3036.7	3194.6	3335.9	2181.2
65°	250.4	241.3	201.6	188.7	200.0	272.4	1324.5	2277.5	2475.5	2945.6	1930.3
67.5°	238.4	226.7	185.3	167.7	168.5	180.0	530.9	1434.4	1657.4	2236.5	1501.5
70°	226.9	214.0	171.3	151.1	146.4	142.4	211.1	718.0	920.2	1412.7	957.3
72.5°	214.4	201.8	159.2	138.1	128.8	115.7	137.9	293.7	410.2	668.4	434.2
75°	196.4	185.1	147.0	126.4	113.2	95.9	104.1	153.3	184.0	266.2	209.3
77.5°	174.3	165.0	133.3	116.9	100.4	77.8	80.1	106.4	117.9	152.3	124.4
80°	125.2	128.6	118.6	105.2	89.4	63.1	61.5	77.6	83.8	97.9	80.9
82.5°	88.0	89.8	98.1	85.9	73.9	49.7	45.3	54.6	58.4	64.3	43.7
85°	60.7	58.6	67.3	59.8	53.4	33.1	31.1	37.0	39.3	40.0	22.6
87.5°	36.4	36.4	38.9	32.1	28.7	17.2	16.8	21.1	22.6	21.5	12.4
90°	0.0	0.0	0.0	0.0	0.0	0.0	0.0	0.0	0.0	0.0	0.0



REPORT NUMBER: P200091

CATALOG NUMBER: GWC-AF-01-LED-E1-AFL-600

**CANDELA DISTRIBUTION (continued):**

	90°	95°	105°	115°	125°	135°	145°	155°	165°	175°	180°
0°	1167.6	1167.6	1167.6	1167.6	1167.6	1167.6	1167.6	1167.6	1167.6	1167.6	1167.6
2.5°	1170.7	1156.0	1124.7	1099.7	1068.1	1035.1	1016.7	997.1	983.6	973.8	989.4
5°	1179.6	1149.6	1085.0	1023.8	956.0	885.7	832.3	782.7	748.1	726.5	746.8
7.5°	1193.7	1147.5	1044.6	939.9	818.5	701.2	596.5	530.9	492.7	473.8	485.6
10°	1209.8	1144.2	997.3	826.2	652.4	504.8	426.6	400.1	391.4	387.9	389.5
12.5°	1223.2	1137.2	939.1	688.9	489.9	398.6	376.1	375.4	377.4	377.8	378.4
15°	1232.8	1126.8	852.7	545.6	391.8	363.2	362.0	365.7	369.3	370.7	371.5
17.5°	1239.2	1105.5	755.2	431.4	351.1	346.1	348.9	353.7	357.4	358.5	359.4
20°	1238.6	1074.3	639.1	359.8	328.9	328.9	333.9	337.6	337.8	336.6	337.2
22.5°	1232.1	1031.4	526.6	321.6	309.2	312.7	317.7	314.3	299.7	290.2	290.8
25°	1221.4	980.3	430.2	297.5	291.0	297.3	295.7	269.2	248.6	239.3	239.3
27.5°	1211.9	919.8	356.0	276.3	272.8	280.5	254.8	230.8	222.1	217.8	216.3
30°	1205.0	854.7	306.6	256.0	255.6	250.0	221.1	214.4	213.0	209.5	208.3
32.5°	1206.8	788.6	274.9	238.2	239.7	214.0	204.9	206.3	205.1	201.4	199.8
35°	1220.4	725.9	254.2	222.1	217.8	193.3	195.4	198.0	197.6	192.5	190.9
37.5°	1244.8	666.5	240.5	208.7	190.0	183.0	186.3	190.5	189.3	185.9	184.6
40°	1270.5	610.6	229.3	198.0	173.7	175.9	178.8	181.1	182.2	183.2	182.4
42.5°	1295.6	552.2	215.6	187.3	166.8	169.3	170.5	172.9	178.4	182.4	182.2
45°	1310.4	497.4	201.6	172.0	161.4	162.9	162.0	166.6	173.5	179.8	180.0
47.5°	1327.0	454.7	190.5	157.9	156.3	157.3	154.9	159.4	165.6	173.5	174.3
50°	1347.0	429.3	181.6	146.8	149.2	149.2	148.6	152.7	161.4	170.5	172.2
52.5°	1369.8	424.3	174.1	138.7	142.2	142.0	142.6	148.8	158.4	167.3	168.7
55°	1397.6	437.8	166.0	132.7	135.3	136.2	138.3	145.3	153.3	163.6	164.2
57.5°	1429.9	465.1	159.6	127.9	129.2	131.9	135.1	141.6	150.3	161.4	162.0
58°	1435.2	470.9	158.6	127.5	127.9	131.0	134.7	141.0	149.7	161.8	162.4
60°	1435.4	490.1	156.3	125.6	123.2	128.4	132.5	138.7	148.6	163.3	164.8
62.5°	1384.6	489.9	154.6	123.0	118.2	124.6	129.4	136.6	147.6	166.8	169.7
65°	1219.2	445.2	146.8	118.8	114.3	121.3	126.6	135.1	150.5	182.2	184.0
67.5°	953.6	364.9	132.1	113.0	109.0	117.9	125.0	134.9	153.5	185.7	186.9
70°	630.4	273.0	115.9	106.4	103.7	114.1	125.8	142.0	150.1	178.2	174.9
72.5°	327.2	191.7	102.9	98.1	97.5	110.6	137.9	141.2	146.6	167.7	163.6
75°	171.8	133.1	91.5	89.0	90.0	109.7	162.6	137.5	142.0	160.4	168.3
77.5°	105.2	107.4	81.7	80.7	82.8	107.2	162.4	132.7	135.3	147.6	156.3
80°	70.4	87.2	74.3	74.5	76.0	98.1	146.0	125.2	127.3	139.5	148.4
82.5°	44.5	51.6	67.5	71.0	69.2	80.9	124.0	114.1	116.9	159.6	168.7
85°	22.6	32.3	58.6	68.3	62.3	56.7	100.6	99.9	101.4	115.1	120.3
87.5°	10.3	17.8	45.7	59.6	47.0	35.4	73.0	74.1	79.9	81.7	81.7
90°	0.0	0.0	0.0	0.0	0.0	0.0	0.0	0.0	0.0	0.0	0.0

(END OF REPORT)